

止回阀

应用

止回阀应用于不锈钢管道系统内，以达到防止液体回流的目的。

工作原理

- ◆ 当阀杆下部的压力超过阀杆上面的压力以及弹簧力时，阀门就开启
- ◆ 当阀杆上、下压力平衡时，阀门就会关闭
- ◆ 一个更高的逆向压力作用于阀杆使其关闭

材质

- ◆ 产品与介质接触部分：304或316L
- ◆ 密封材料：EPDM橡胶

连接方式

- ◆ 焊接式、螺纹式、卡箍式、法兰式
- ◆ 与管道或设备的连接方式均按DIN11850·IDF/ISO·SMS国际标准尺寸制造，保障与进口设备的连接与互换。

技术参数

如果阀门被安装在一根垂直管道内，开启阀门所需要的不同的压差大约为：0.08bar

- ◆ 最大输送物料压力：10bar
- ◆ 最高温度：140℃（EPDM）
- ◆ 最低温度：-10℃

Check Valve

Application

Check valve is used in stainless steel pipe system to prevent reverse flow.

Working Principle

- ◆ The valve opens when the pressure below the valve plug exceeds the pressure above the



plug plus spring force

- ◆ The valve close when pressure equalization has been achieved
- ◆ A higher counter pressure will press the valve plug against the seat and makes the valve sclosed

Material

- ◆ Material Contact Parts:304 or 316L
- ◆ Sealing material:EPDM

Connection Style

- ◆ Welded,threaded,clamped,flange
- ◆ To assure the connection and substitution with imported facilities,all the connection styles with pipe or equipment are made to DIN 11850,IDF/ISO,SMS international standard size.

Technical Parameter

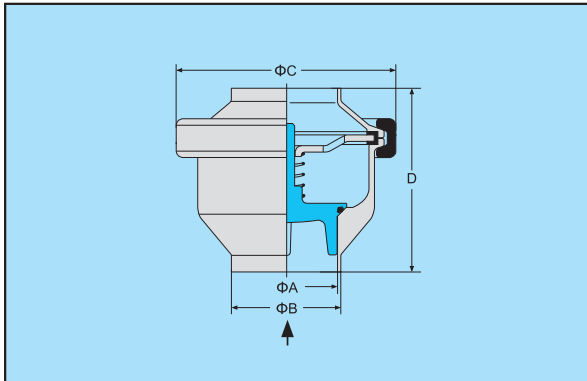
Required differential pressures to turn on the valve that fitted in a vertical pipeline are about:

- ◆ Max.Pressure for transfer material:10bar
- ◆ Max.Temperature:140℃(EPDM)
- ◆ Min.Temperature:-10℃

焊接式止回阀

型号type: DZHK-01

Welded Check Valve

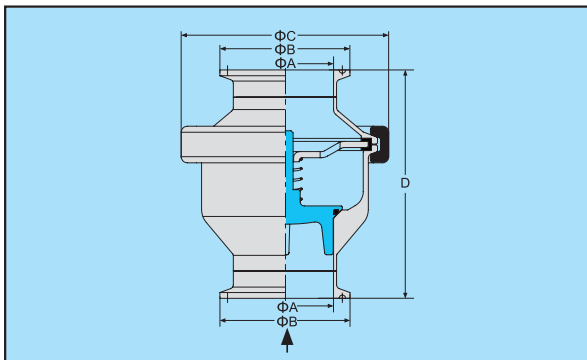


规格size	A	B	C	D	E	F	kg
DN25	25	28	75	70			
32	31	34	88	75			
40	37	40	88	75			
50	49	52	102	85			
65	66	70	134	100			
80	81	85	144	115			
100	100	104	182	150			
125	125	129	210	190			
150	150	154	255	215			

卡箍式止回阀

型号type: DZHK-02

Clamp Check Valve

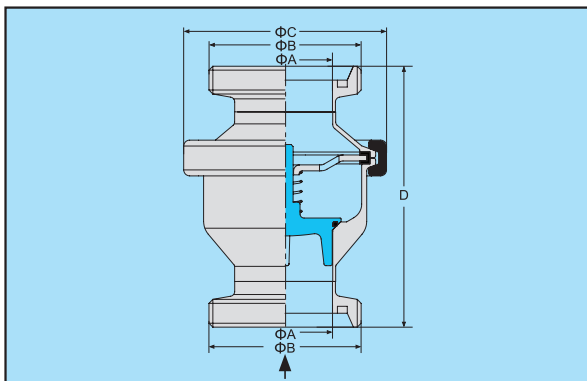


规格size	A	B	C	D	E	F	kg
DN25	25	50.5	75	95.4			
32	31	50.5	88	100.4			
40	37	50.5	88	100.4			
50	49	64	102	110.4			
65	66	91	134	125.4			
80	81	106	144	140.4			
100	100	119	182	181.8			
125	125	155	210	246			
150	150	183	255	271			

螺纹式止回阀

型号type: DZHK-03

Male Check Valve

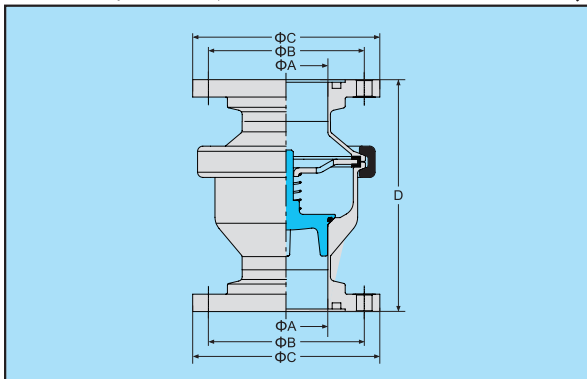


规格size	A	B	C	D	E	F	kg
DN25	25	Rd52×1/6"	75	114			
32	31	Rd58×1/6"	88	119			
40	37	Rd65×1/6"	88	119			
50	49	Rd78×1/6"	102	131			
65	66	Rd95×1/6"	134	150			
80	81	Rd110×1/4"	144	175			
100	100	Rd130×1/4"	182	210			
125	125	Rd160×1/4"	210	261			
150	150	Rd190×1/4"	255	295			

法兰式止回阀

型号type: DZHK-04

Flange Check Valve



规格size	A	B	C	D	E	F	kg
DN25	25	65	83	118			
32	31	66	83	123			
40	37	77	100	123			
50	49	92	110	133			
65	66	110	127	148			
80	81	124	142	163			
100	100	144	162	198			
125	125	168	190	238			
150	150	193	215	263			

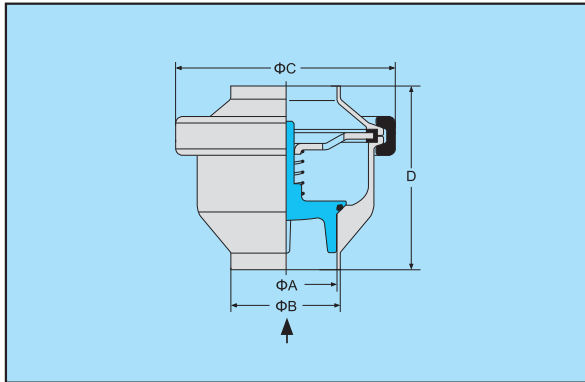
样本所示管径为DIN11850第一系列尺寸, 可按客户要求提供第二系列尺寸的产品。

The sizes marked in the handbook is DIN11850 NO.1 serie, No.2 serie products can also be offered by LYSF.

焊接式止回阀

型号type: IZHK-01

Welded Check Valve

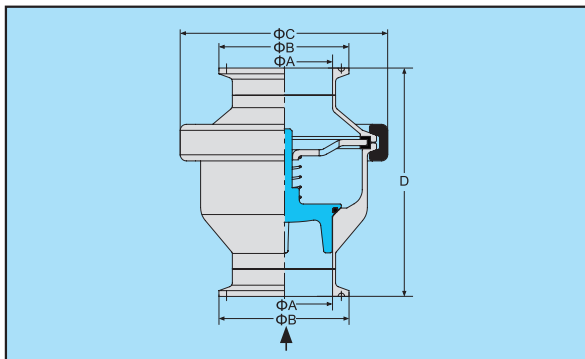


规格size	A	B	C	D	E	F	kg
1 ^s	22.4	25.4	75	70			
1.5 ^s	35.1	38.1	88	75			
2 ^s	47.8	50.8	102	85			
2.5 ^s	59.5	63.5	134	100			
3 ^s	72.1	76.1	144	115			
4 ^s	97.6	101.6	182	150			

卡箍式止回阀

型号type: IZHK-02

Clamp Check Valve

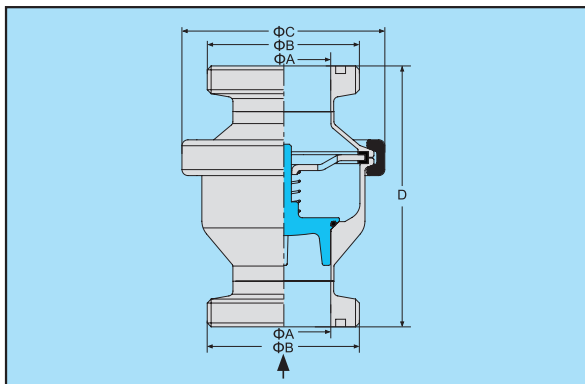


规格size	A	B	C	D	E	F	kg
1 ^s	22.4	50.5	75	95.4			
1.5 ^s	35.1	50.5	88	100.4			
2 ^s	47.8	64	102	110.4			
2.5 ^s	59.5	77.5	134	125.4			
3 ^s	72.1	91	144	140.4			
4 ^s	97.6	119	182	181.8			

螺纹式止回阀

型号type: IZHK-03

Male Check Valve

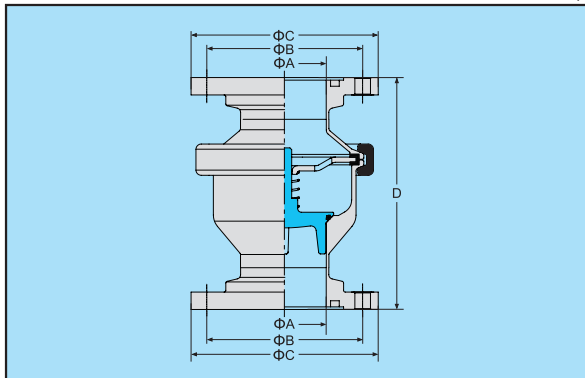


规格size	A	B	C	D	E	F	kg
1 ^s	22.4	Rd40×1/6"	75	100			
1.5 ^s	35.1	Rd60×1/6"	88	115			
2 ^s	47.8	Rd70×1/6"	102	125			
2.5 ^s	59.5	Rd85×1/6"	134	148			
3 ^s	72.1	Rd98×1/6"	144	163			
4 ^s	97.6	Rd132×1/6"	182	210			

法兰式止回阀

型号type: IZHK-04

Flange Check Valve



规格size	A	B	C	D	E	F	kg
1 ^s	22.4	64	79	120			
1.5 ^s	35.1	72	87	125			
2 ^s	47.8	90	106	135			
2.5 ^s	59.5	102	120	150			
3 ^s	72.1	115	134	165			
4 ^s	97.6	146	166	200			