

### DCP恒压调节阀

#### 应用

DCP恒压调节阀是一种卫生型恒压阀。适用于乳品、食品、酿造、饮料以及个人护理和制药行业的不锈钢管道系统内，保持阀门前面或后面的管道压力恒定。

#### 工作原理

通过压缩空气进行遥控操作，预先设定压力。内部的隔膜/阀杆系统能对管道内产品的任何压力变化迅速作出反应，并相应改变位置，调节产品的流量，保证预设压力的恒定。

DCP-A:保证阀门前面的管道压力恒定

DCP-B:保证阀门后面的管道压力恒定

#### 技术参数

- ◆ 产品压力:  $\leq 10\text{bar}$
- ◆ 供气压力:  $\leq 8\text{bar}$
- ◆ 温度范围:  $-10^{\circ}\text{C}\sim 95^{\circ}\text{C}$

#### 材料

- ◆ 阀腔部件: 不锈钢304或316L
- ◆ 上端隔膜: NBR
- ◆ 下端隔膜: TFM包覆的EPDM橡胶

空气连接: R1/4"

#### 表面处理

- ◆ 外部: 喷砂处理  $Ra \leq 1.6\mu\text{m}$   
亚抛光  $Ra \leq 0.6\mu\text{m}$
- ◆ 内部: 抛光  $Ra \leq 0.6\mu\text{m}$

### DCP Constant Pressure Valve

#### Application

DCP Constant pressure valve is one type of sanitary Constant pressure valve which can be used in dairy ,food, brewery ,beverage,and personal care and pharmaceutical industries of stainless steel pipeline system. DCP Constant pressure valve can maintain the valve in front of or behind the pipeline pressure constant



#### Working Principle

By compressed air for remote control operation, a predetermined pressure. The interior of the diaphragm / stem system for pipeline inner product of any pressure rapid response to change, and a corresponding change in position, adjust product flow, assure preset pressure constant.

DCP-A: Ensure that the pressure of the pipe in front of the valve is constant.

DCP-B: Ensure that the pipe pressure behind the valve is constant

#### Technical Data

- ◆ Product pressure:  $\leq 10\text{bar}$
- ◆ Gas supply pressure:  $\leq 8\text{bar}$
- ◆ Temperature range:  $-10^{\circ}\text{C}\sim 95^{\circ}\text{C}$

#### Material

- ◆ VALVE PARTS: STAINLESS STEEL 304 OR 316L
- ◆ TOP DIAPHRAGM: NBR
- ◆ BOTTOM DIAPHRAGM : EPDM RUBBER IS COVERED BY TFM

AIR CONNECTION: R1/4"

#### SURFACE TREATMENT

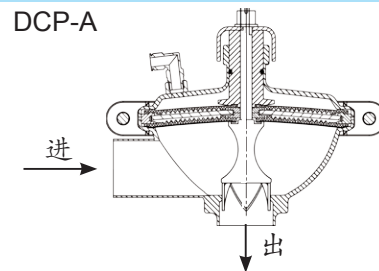
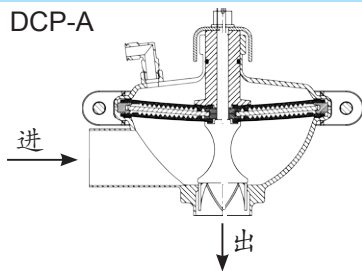
Outside: Sandblast  $Ra \leq 1.6\text{mm}$

Sublight  $Ra \leq 0.6\text{mm}$

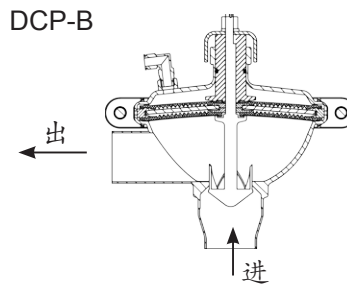
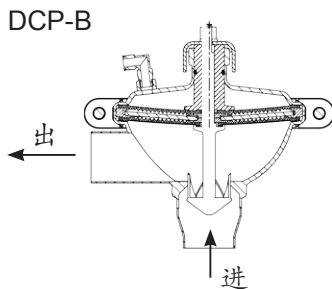
Inside: polish  $Ra \leq 0.6\text{mm}$

### 工作原理图

- ◆ 增加产品压力时, DCP-A 阀会打开, 降低产品压力时阀门会关闭
- ◆ When the product pressure is increased, the DCP-A valve will open, and the valve will be shut down when the product pressure is reduced.



- ◆ 增加产品压力时, DCP-B 阀会关闭, 降低产品压力时阀门会打开
- ◆ When the product pressure is increased, the DCP B valve will be closed, and the valve will open when the product pressure is reduced.



### A型恒压调节阀

型号type: DCP-A

A-Constant Pressure Regulating Valve

规格size	A	B	C	D	E	F	kg
DN50	52	116	50	185			
2 <sup>s</sup>	50.8	116	50	185			

### B型恒压调节阀

型号type: DCP-B

B-Constant Pressure Regulating Valve

规格size	A	B	C	D	E	F	kg
DN50	52	116	89	220			
2 <sup>s</sup>	50.8	116	89	220			